Hi-MO 5

LR5-72HBD

530~550M

- Based on M10 wafer, best choice for ultra-large power plants
- Advanced module technology delivers superior module efficiency
  - M10 Gallium-doped Wafer • Smart Soldering • 9-busbar Half-cut Cell
- Globally validated bifacial energy yield
- High module quality ensures long-term reliability

12 12-year Warranty for Materials and Processing

30 30-year Warranty for Extra Linear Power Output

Complete System and Product Certifications

IEC 61215, IEC 61730, UL 61730

ISO9001:2015: ISO Quality Management System

ISO14001: 2015: ISO Environment Management System

ISO45001: 2018: Occupational Health and Safety

IEC62941: Guideline for module design qualification and type approval

LONGi

Hi-MO 5

LR5-72HBD 530~550M

21.5%	0~3%	<2%	0.45%	HALF-CELL
MAX MODULE EFFICIENCY	POWER TOLERANCE	FIRST YEAR POWER DEGRADATION	YEAR 2-30 POWER DEGRADATION	Lower operating temperature

Additional Value

30-Year Power Warranty

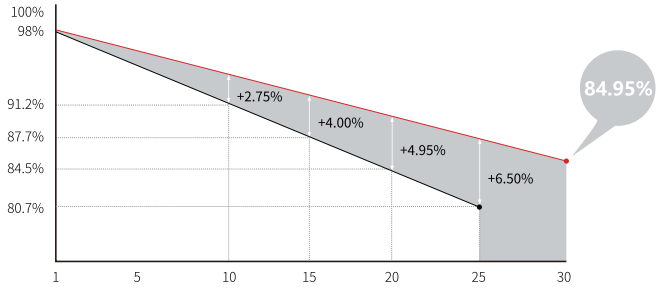



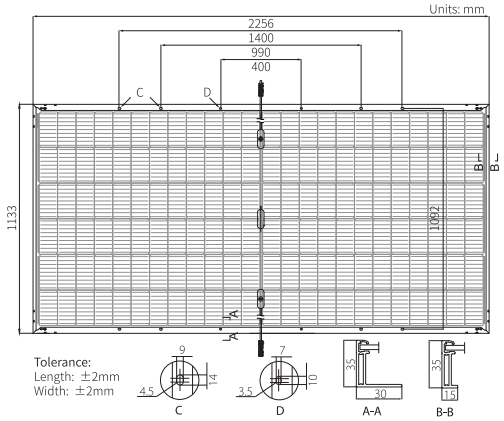

Mechanical Parameters

Cell Orientation	144 (6×24)
Junction Box	IP68, three diodes
Output Cable	4mm², +400, -200mm/±1400mm length can be customized
Glass	Dual glass, 2.0+2.0mm heat strengthened glass
Frame	Anodized aluminum alloy frame
Weight	32.3kg
Dimension	2256×1133×35mm
Packaging	31pcs per pallet / 155pcs per 20' GP / 620pcs or 558pcs(Only for USA) per 40' HC

Electrical Characteristics

STC : AM1.5 1000W/m² 25°C NOCT : AM1.5 800W/m² 20°C 1m/s

Test uncertainty for Pmax: ±3%

Module Type	LR5-72HBD-530M		LR5-72HBD-535M		LR5-72HBD-540M		LR5-72HBD-545M		LR5-72HBD-550M	
Testing Condition	STC	NOCT	STC	NOCT	STC	NOCT	STC	NOCT	STC	NOCT
Maximum Power (Pmax/W)	530	396.2	535	399.9	540	403.6	545	407.4	550	411.1
Open Circuit Voltage (Voc/V)	49.20	46.26	49.35	46.40	49.50	46.54	49.65	46.68	49.80	46.82
Short Circuit Current (Isc/A)	13.71	11.07	13.78	11.12	13.85	11.17	13.92	11.23	13.99	11.29
Voltage at Maximum Power (Vmp/V)	41.35	38.58	41.50	38.72	41.65	38.86	41.80	39.00	41.95	39.14
Current at Maximum Power (Imp/A)	12.82	10.27	12.90	10.33	12.97	10.39	13.04	10.45	13.12	10.51
Module Efficiency(%)	20.7		20.9		21.1		21.3		21.5	

Electrical characteristics with different rear side power gain (reference to 540W front)

Pmax /W	Voc/V	Isc /A	Vmp/V	Imp /A	Pmax gain
567	49.50	14.54	41.65	13.61	5%
594	49.50	15.23	41.65	14.26	10%
621	49.60	15.92	41.75	14.91	15%
648	49.60	16.62	41.75	15.56	20%
675	49.60	17.31	41.75	16.21	25%

Operating Parameters

Operational Temperature	-40°C ~ +85°C
Power Output Tolerance	0 ~ 3%
Voc and Isc Tolerance	±3%
Maximum System Voltage	DC1500V (IEC/UL)
Maximum Series Fuse Rating	30A
Nominal Operating Cell Temperature	45±2°C
Protection Class	Class II
Bifaciality	70±5%
Fire Rating	UL type 29 IEC Class C

Mechanical Loading

Front Side Maximum Static Loading	5400Pa
Rear Side Maximum Static Loading	2400Pa
Hailstone Test	25mm Hailstone at the speed of 23m/s

Temperature Ratings (STC)

Temperature Coefficient of Isc	+0.050%/°C
Temperature Coefficient of Voc	-0.265%/°C
Temperature Coefficient of Pmax	-0.340%/°C

LONGi

No.8369 Shangyuan Road, Xi'an Economic And Technological Development Zone, Xi'an, Shaanxi, China.

Web: www.longi.com

Specifications included in this datasheet are subject to change without notice. LONGi reserves the right of final interpretation. (20230518V18)